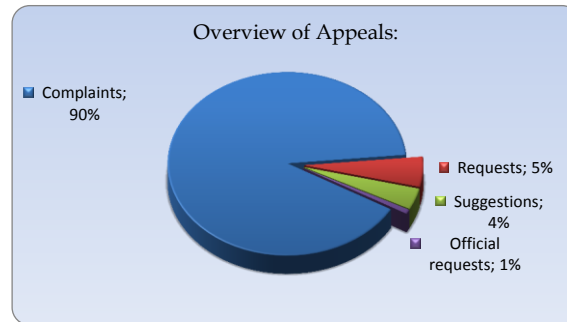


Semi-annual Report on Consumer Appeals

(01.01.2018 -30.06.2018)

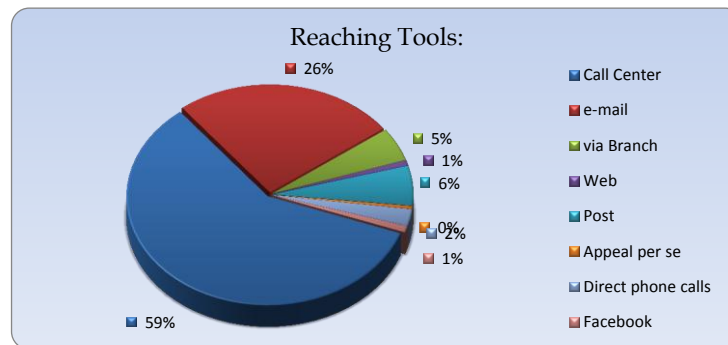
Overview of Appeals

2018							
	January	February	March	April	May	June	Total
Complaints	99	109	75	98	97	99	577
Requests	4	5	6	7	5	7	34
Suggestions	2	1	5	6	5	5	24
Official requests	2	0	0	0	3	0	5
Total of month	107	115	86	111	110	111	640



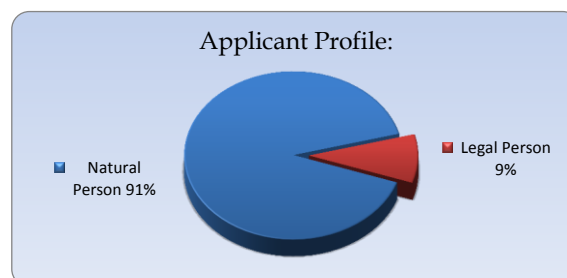
Reaching Tools

2018							
	January	February	March	April	May	June	Total
Call Center	66	68	46	54	67	75	376
e-mail	26	33	25	37	26	17	164
via Branch	1	5	3	7	7	9	32
Web	4	1	0	0	0	0	5
Post	6	3	8	7	7	7	38
Appeal per se	0	2	0	0	1	0	3
Direct phone calls	1	2	3	5	2	3	16
Facebook	3	1	1	1	0	0	6
Total of month	107	115	86	111	110	111	640

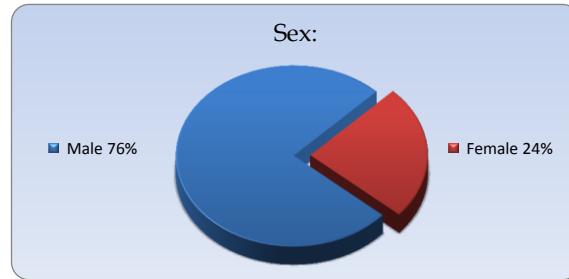


Applicant Profile

2018							
	January	February	March	April	May	June	Total
Natural Person	98	99	75	104	100	104	580
Legal Person	9	16	11	7	10	7	60
Total of month	107	115	86	111	110	111	640

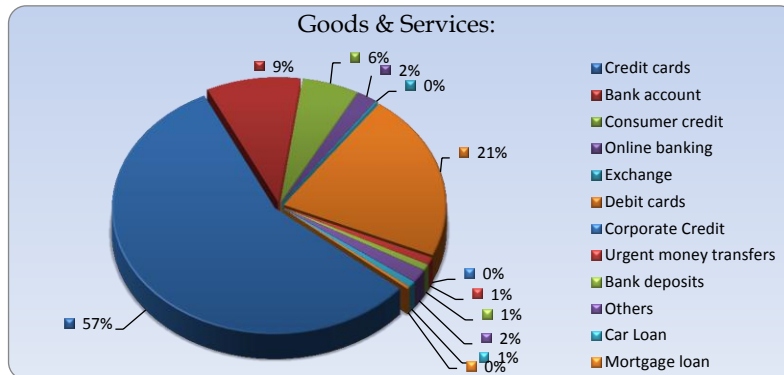


2018							
	January	February	March	April	May	June	Total
Male	76	78	61	78	66	82	441
Female	22	21	14	26	34	22	139
Total of month	<u>98</u>	<u>99</u>	<u>75</u>	<u>104</u>	<u>100</u>	<u>104</u>	<u>580</u>



Goods & Services

2018							
	January	February	March	April	May	June	Total
Credit cards	64	62	42	63	62	70	363
Bank account	8	15	10	12	12	3	60
Consumer credit	5	4	4	11	9	3	36
Online banking	2	2	3	0	5	1	13
Exchange	0	1	0	0	0	0	1
Debit cards	24	27	23	18	18	28	138
Corporate Credit	0	0	0	0	0	0	0
Urgent money transfers	2	1	1	0	0	2	6
Bank deposits	1	1	0	0	2	1	5
Others	1	2	2	5	0	1	11
Car Loan	0	0	1	1	1	2	5
Mortgage loan	0	0	0	1	1	0	2
Total of month	<u>107</u>	<u>115</u>	<u>86</u>	<u>111</u>	<u>110</u>	<u>111</u>	<u>640</u>



Results

2018							
	January	February	March	April	May	June	Total
Informing	85	66	47	71	86	79	434
Granted (with indemnity)	5	28	15	8	10	12	78
Granted (without indemnity)	17	21	24	32	14	20	128
Total of month	<u>107</u>	<u>115</u>	<u>86</u>	<u>111</u>	<u>110</u>	<u>111</u>	<u>640</u>

